



Census 2011

Ward Factsheet

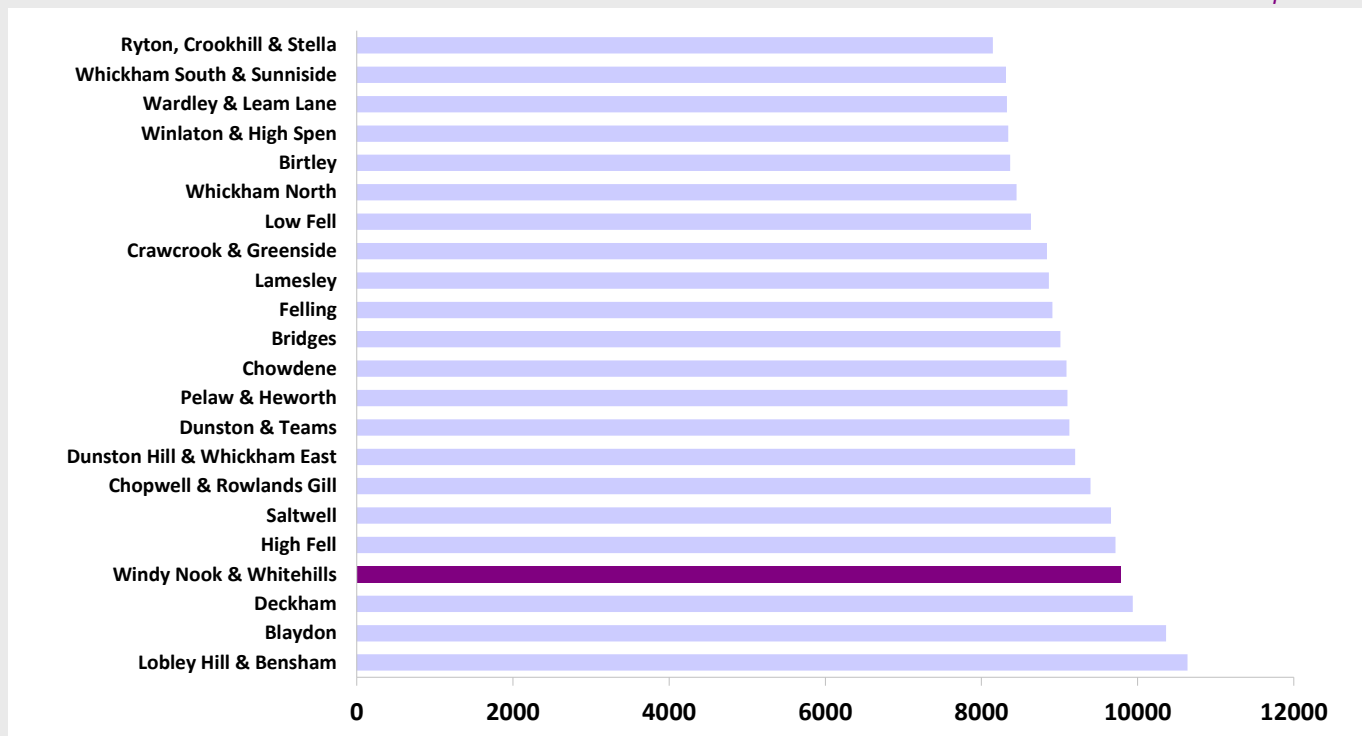
Windy Nook & Whitehills

Population

KEY FACTS

- Windy Nook & Whitehills has a total population of 9781
- 48.2% are male and 51.8% are female
- Between 2001 and 2011 the population declined by -324 or -3.3%

Total Population

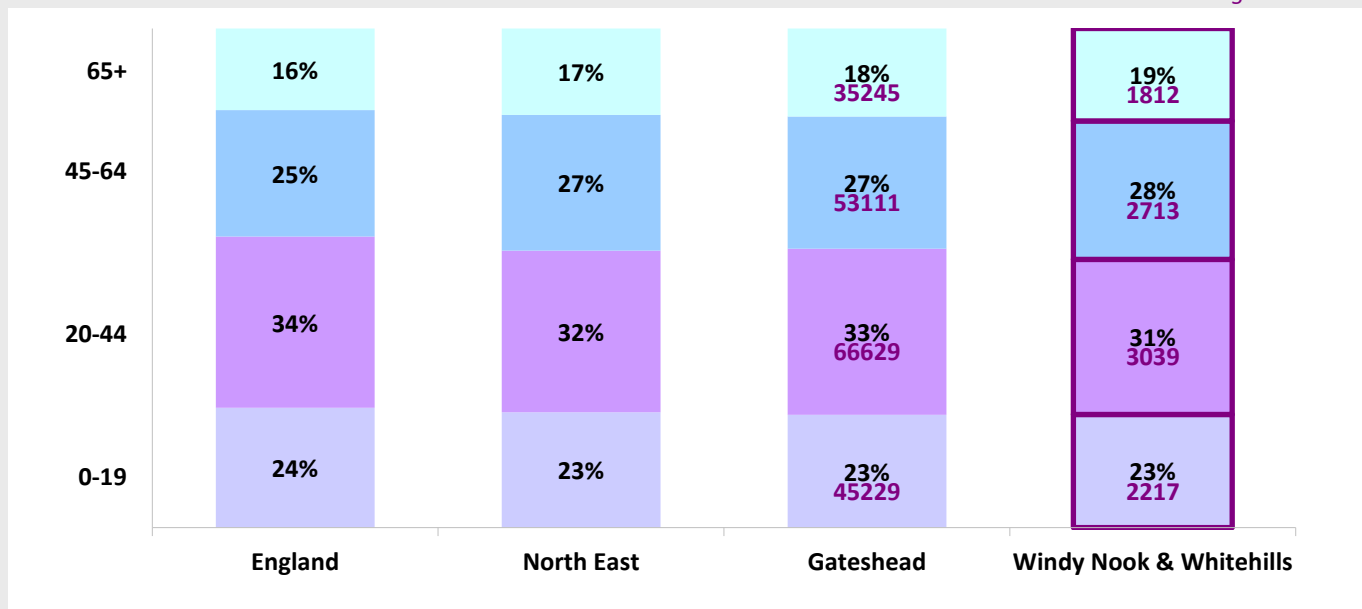


Age

KEY FACTS

	0-4	5-7	8-9	10-14	15	16-17	18-19	20-24
Residents	545	299	205	556	154	224	234	595
Change 01-11	-71	-101	-71	-172	+35	-16	-2	+55
	25-29	30-44	45-59	60-64	65-74	75-84	85-89	90+
Residents	627	1817	2130	583	914	722	133	43
Change 01-11	+59	-474	+386	+70	-199	+149	+46	-2

Age Structure



Ethnic Origin

KEY FACTS

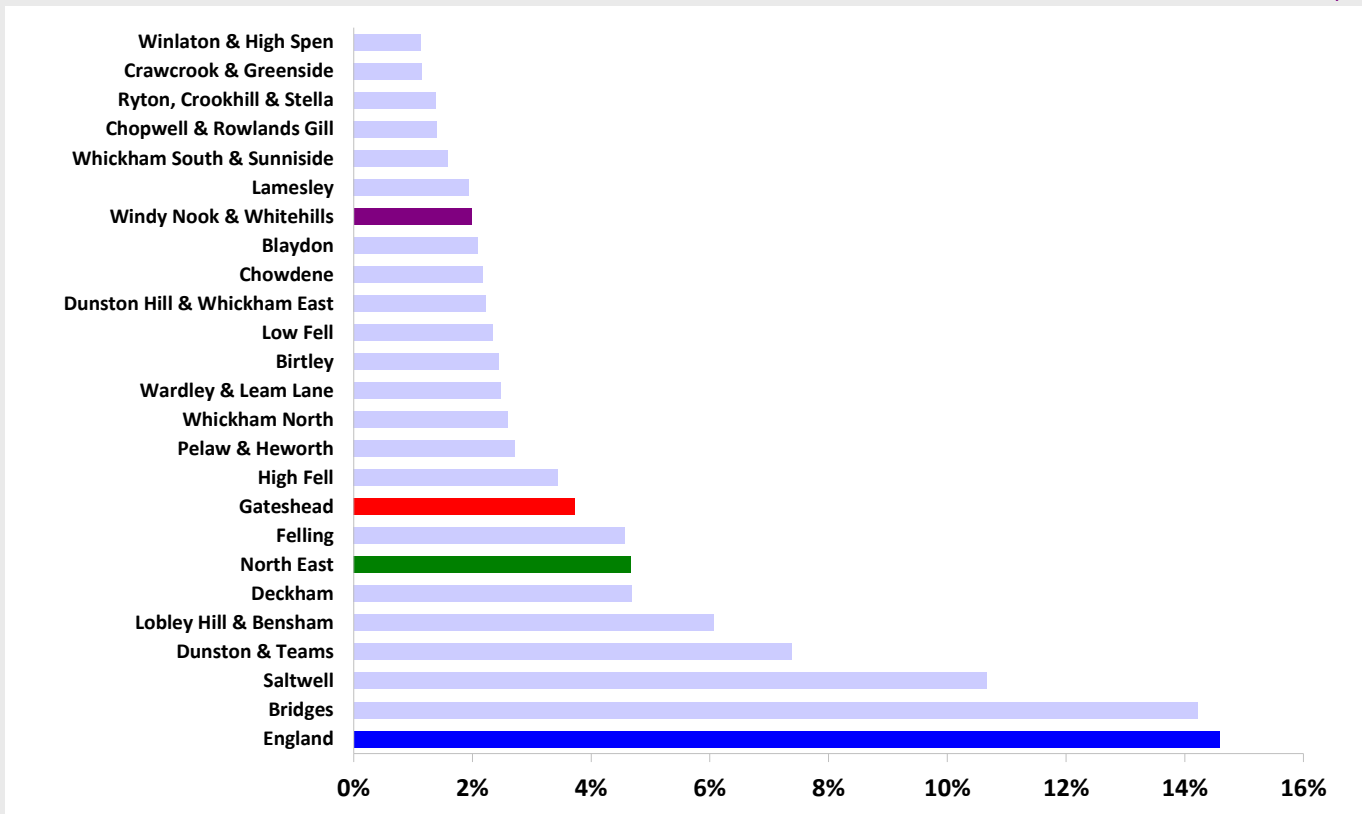
- 97.1% of people in Windy Nook & Whitehills are in the White British ethnic group
- 0.9% of people in the ward are White excluding White British
- 2% of people in the ward are in a BME group

Individual BME Groups

England	
Other	1.0%
Black	3.5%
Asian	7.8%
Mixed	2.3%

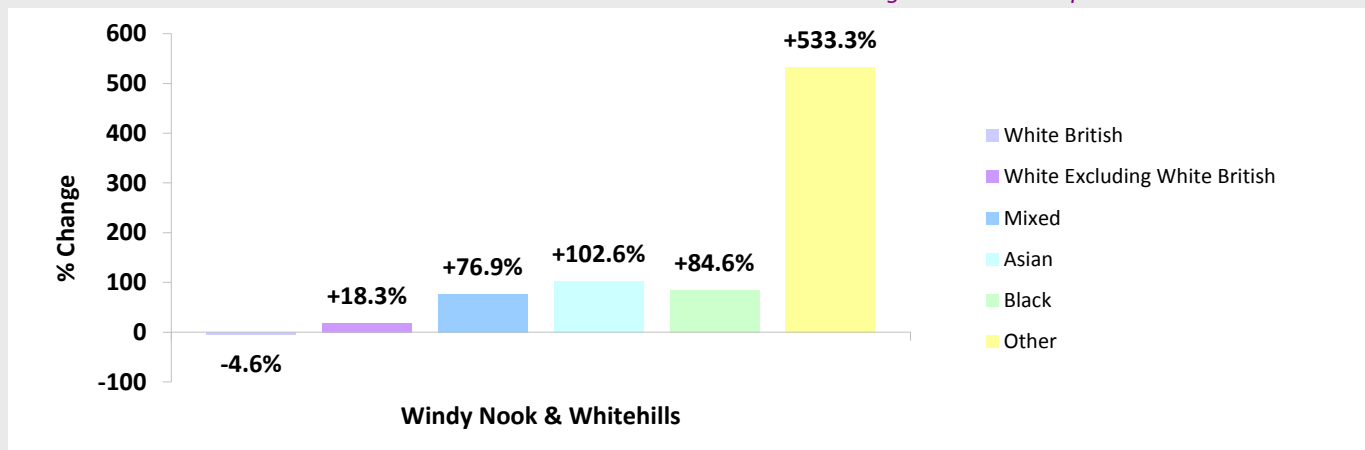


Combined BME Groups



Ethnic Origin (continued...)

Change in Ethnic Groups Between 2001 and 2011

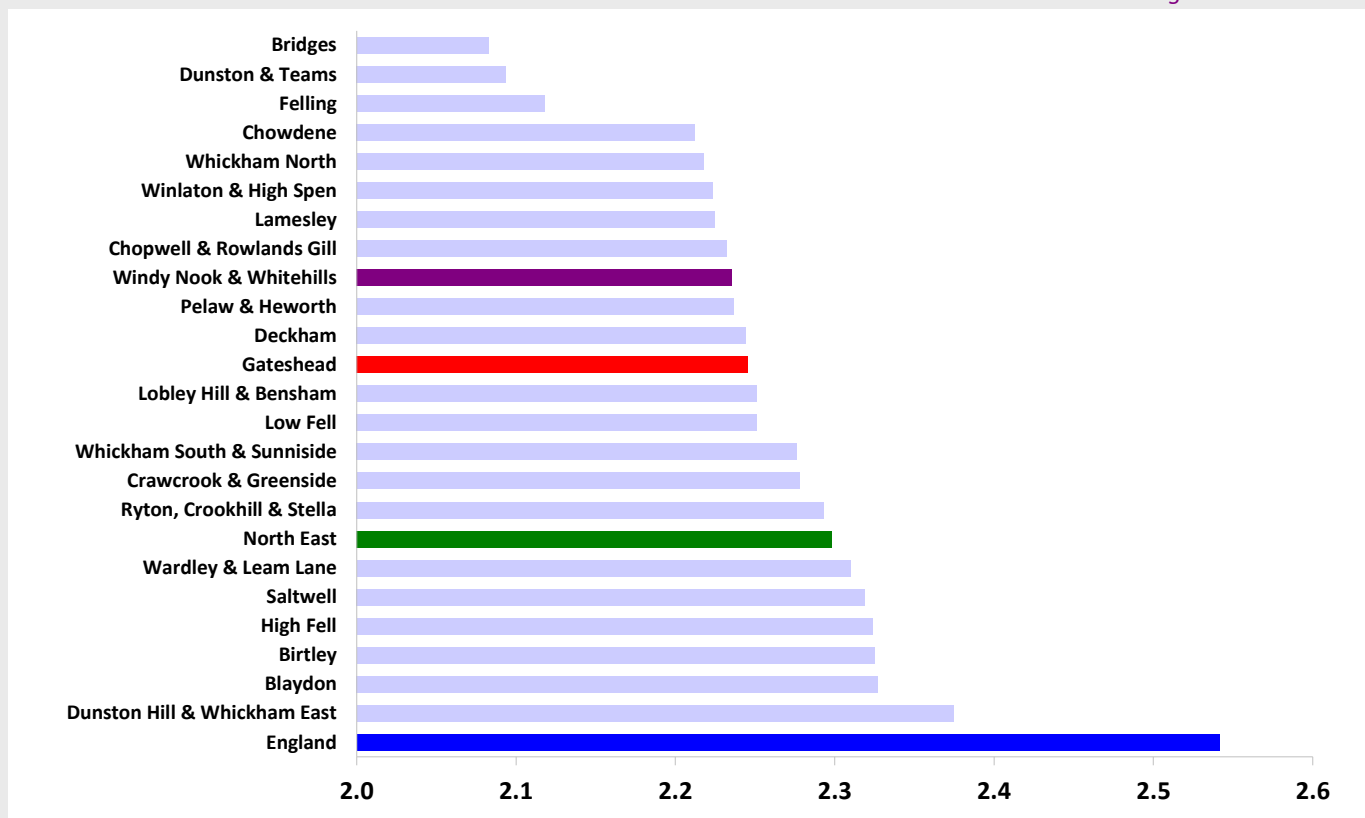


Households

KEY FACTS

- Windy Nook & Whitehills has 4375 households
- Average household size in the ward is 2.2 compared with the Gateshead average of 2.2
- In 2001 the average household size in the ward was 2.4

Average Household Size



Pensioner Households

KEY FACTS

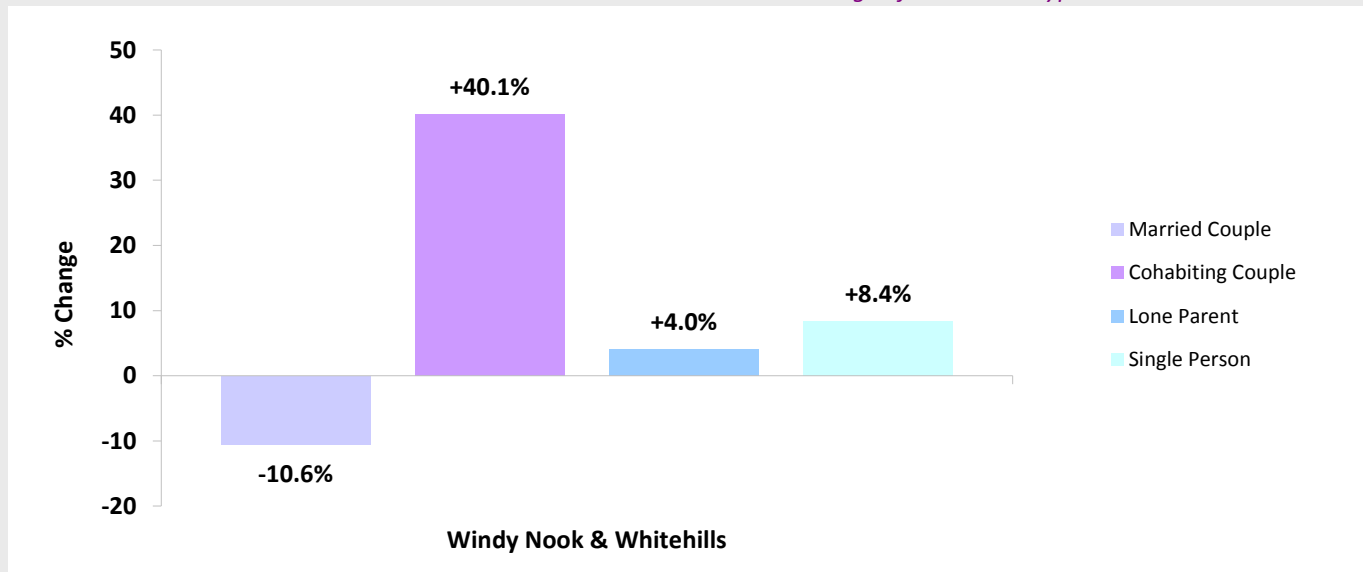
- 24% or 1056 households in Windy Nook & Whitehills are pensioner households
- The average proportion of pensioner households in Gateshead is 22%
- 63% of pensioner households in the ward are single pensioners compared with 62% in Gateshead

Other Households

KEY FACTS

- 31% of households in Windy Nook & Whitehills are married couple households
- 10% of households in the ward are cohabiting couple households
- 14% of households in the ward are lone parent households
- 32% of households in the ward are single person households

Change of Household Types Between 2001 and 2011

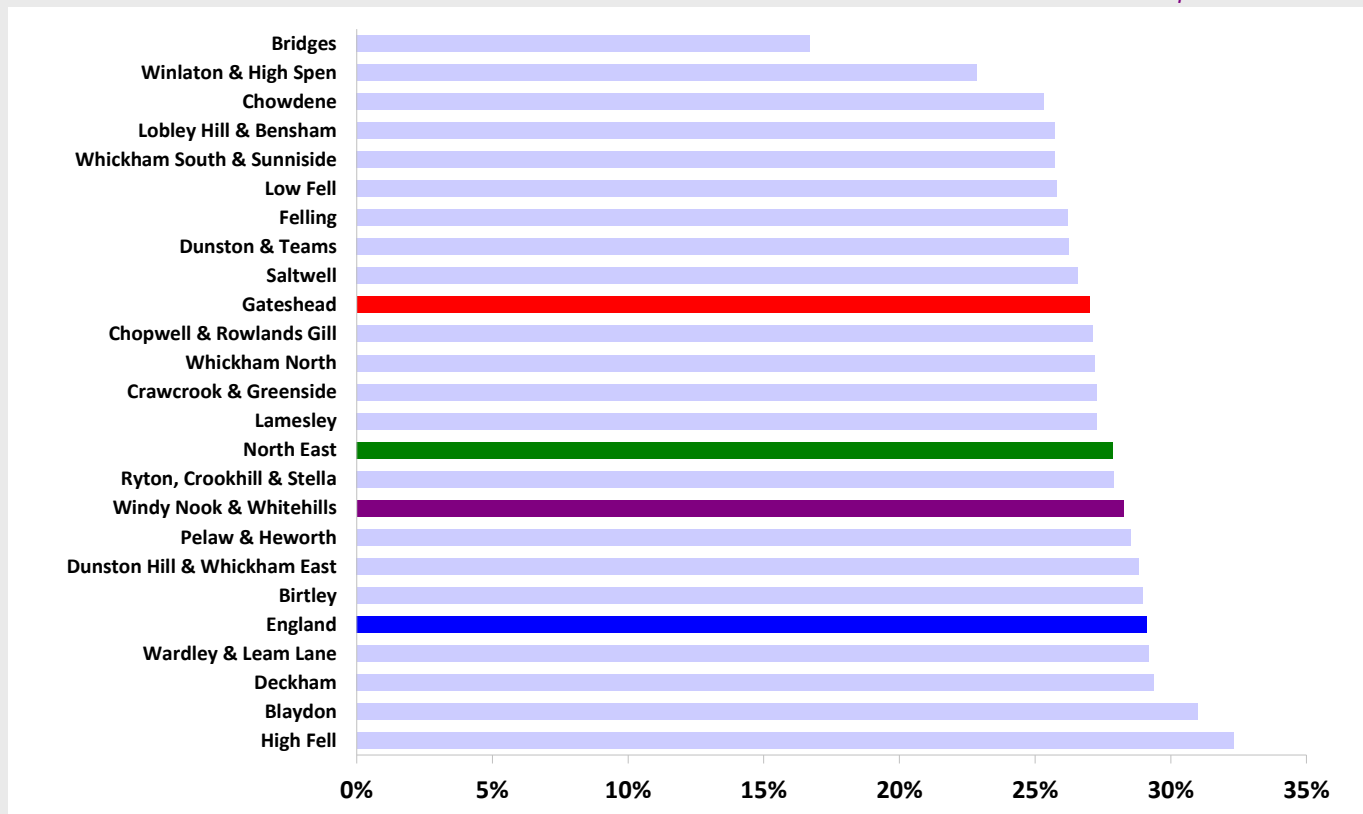


Households with Dependent Children

KEY FACTS

- In Windy Nook & Whitehills 28% or 1236 households have dependent children
- The number of households with dependent children in the ward has increased by -114 since 2001
- In Gateshead 27% of households have dependent children
- Within the ward 6% or 270 households have dependent children but no adults in employment

Households with Dependent Children

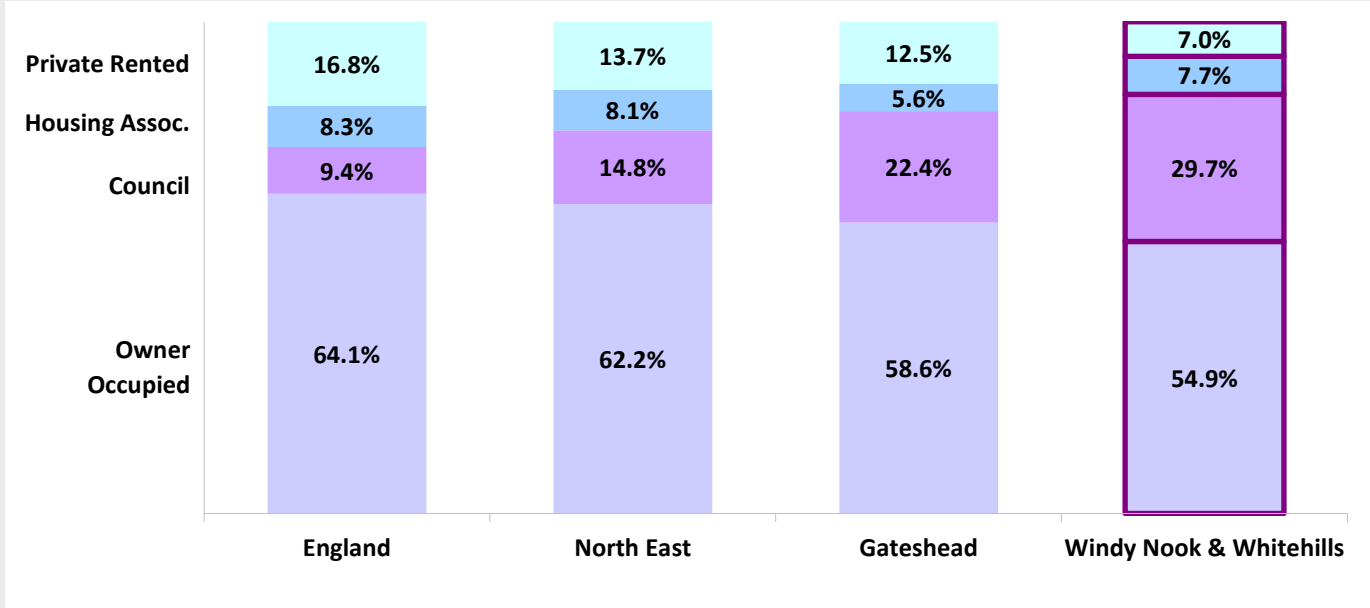


Housing Tenure and Type

KEY FACTS

- Detached properties account for 7% of housing in Windy Nook & Whitehills
- Semi-Detached properties account for 57% of housing
- Terraced properties account for 25% of housing and Flats account for 12%

Housing Tenure

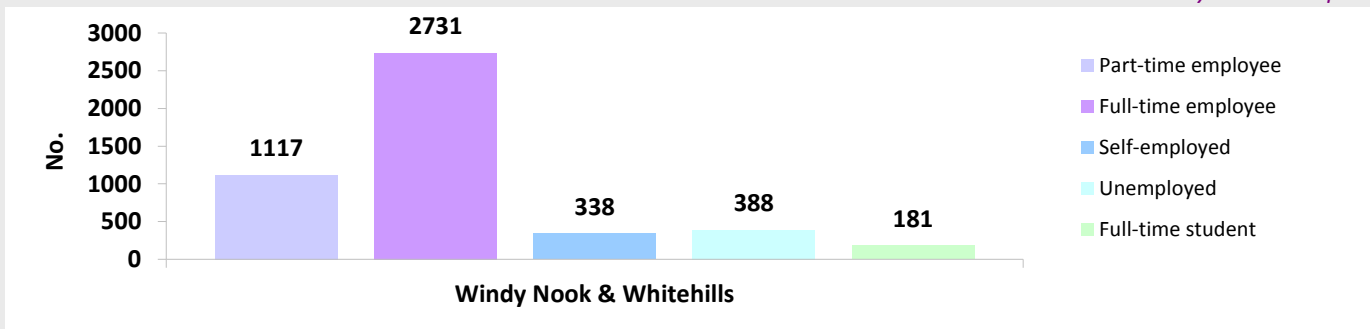


Economic Activity

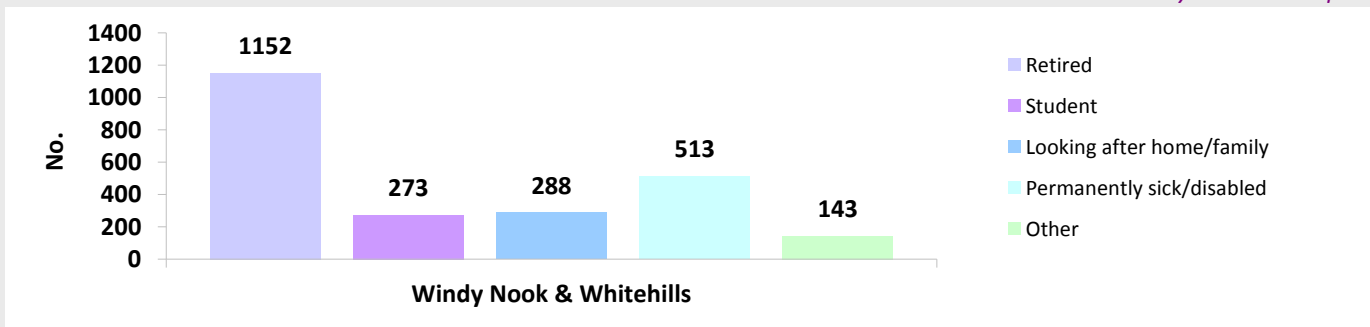
KEY FACTS

- Economically active people are those aged 16-74 who were working in the week before the Census, or were not working but were looking for work and available to start within 2 weeks
- 4755 or 67% of people in the ward are economically active, compared with 68% in Gateshead
- 2369 or 33% of people in the ward are economically inactive, compared with 32% in Gateshead

Economically Active People



Economically Inactive People



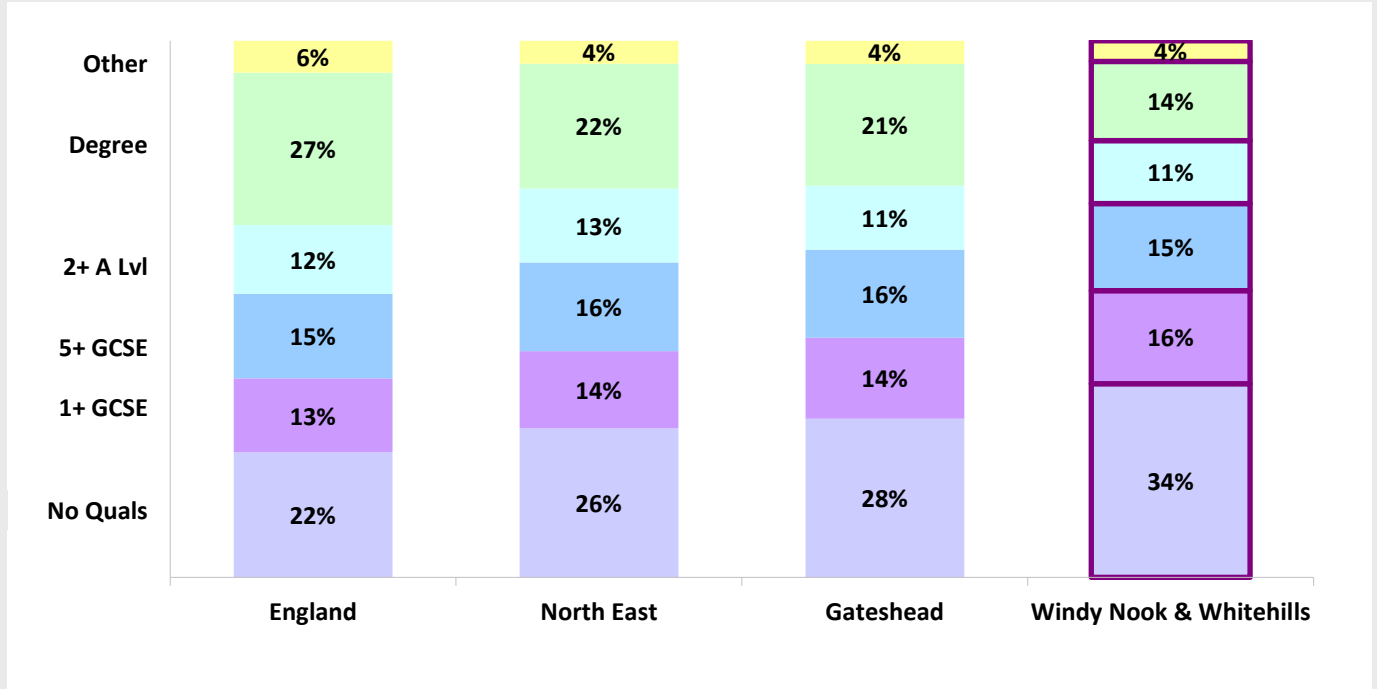
N.B. An economically active full time student is a full time student who is in employment or seeking employment and available to start work. Economically active part time students would fall in the employed or unemployed categories. An economically inactive student is a student who is not in employment, not seeking employment or is seeking employment but is unavailable to start work.

Qualifications

KEY FACTS

- People with a degree in Windy Nook & Whitehills have increased by 106.9% between 2001 and 2011. This compares with a 98% increase in Gateshead
- People whose highest qualification level is 2+ A levels have increased by 130.4% compared with a 128.2% increase in Gateshead
- The percentage of people who have no qualifications has reduced by -15.1% compared with a -13.8% reduction in Gateshead

Highest Level of Qualification Achieved

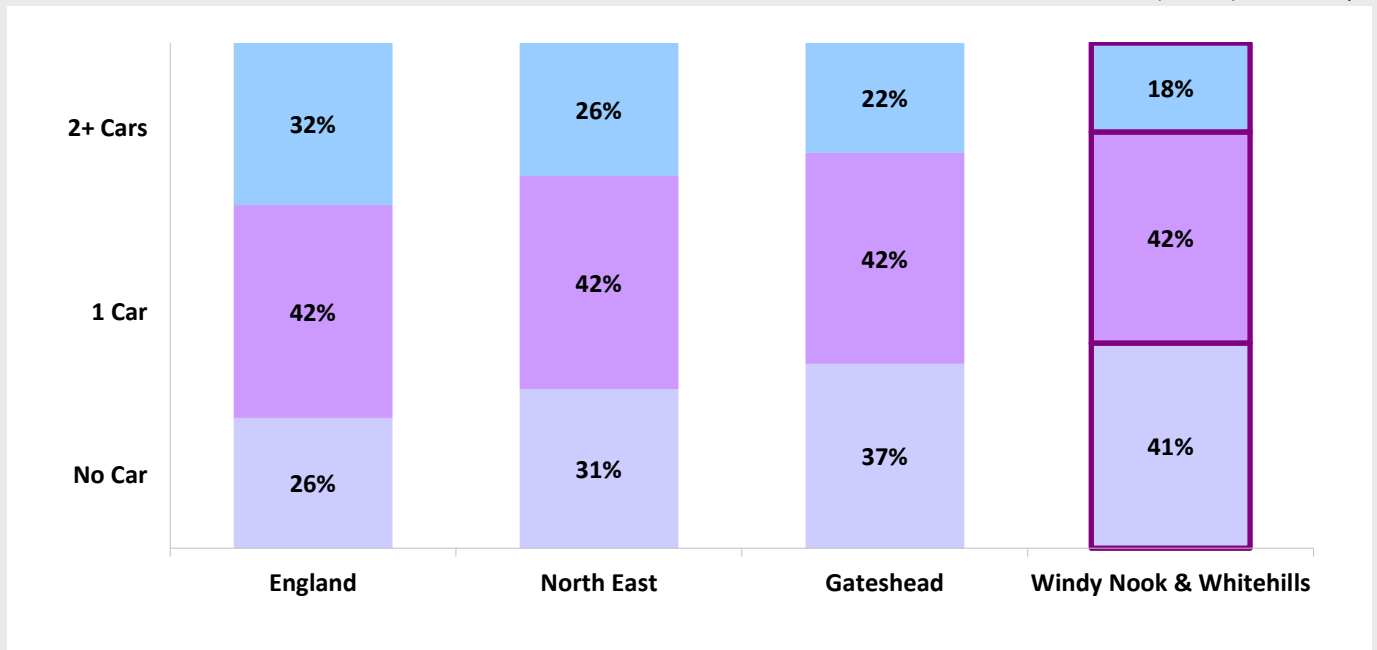


Car (or van) Ownership

KEY FACTS

- The percentage of households without a car or van in Windy Nook & Whitehills is 41%, which has reduced from 47% in 2001
- In Gateshead, the percentage of households without a car or van is 37%

Car (or van) Ownership

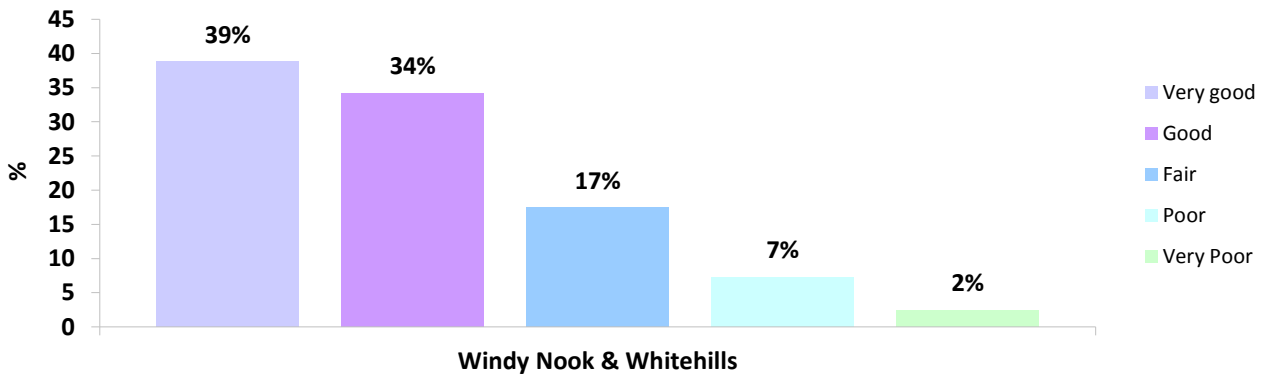


Health

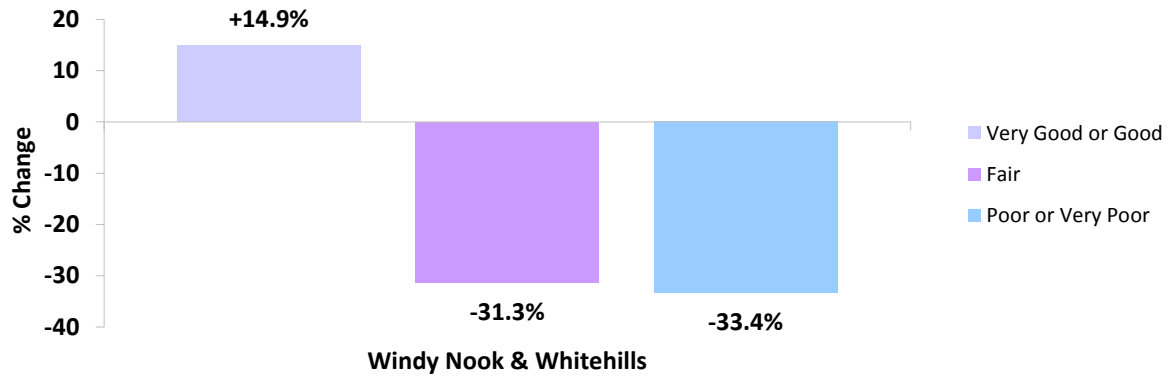
KEY FACTS

- 73% of people in Windy Nook & Whitehills described their health as good or very good
- A further 10% of people described their health as poor or very poor
- 13% of people in the ward said their day to day activities were limited a lot by their health, and 12% said they were limited a little. That compares with 11% and 11% respectively in Gateshead

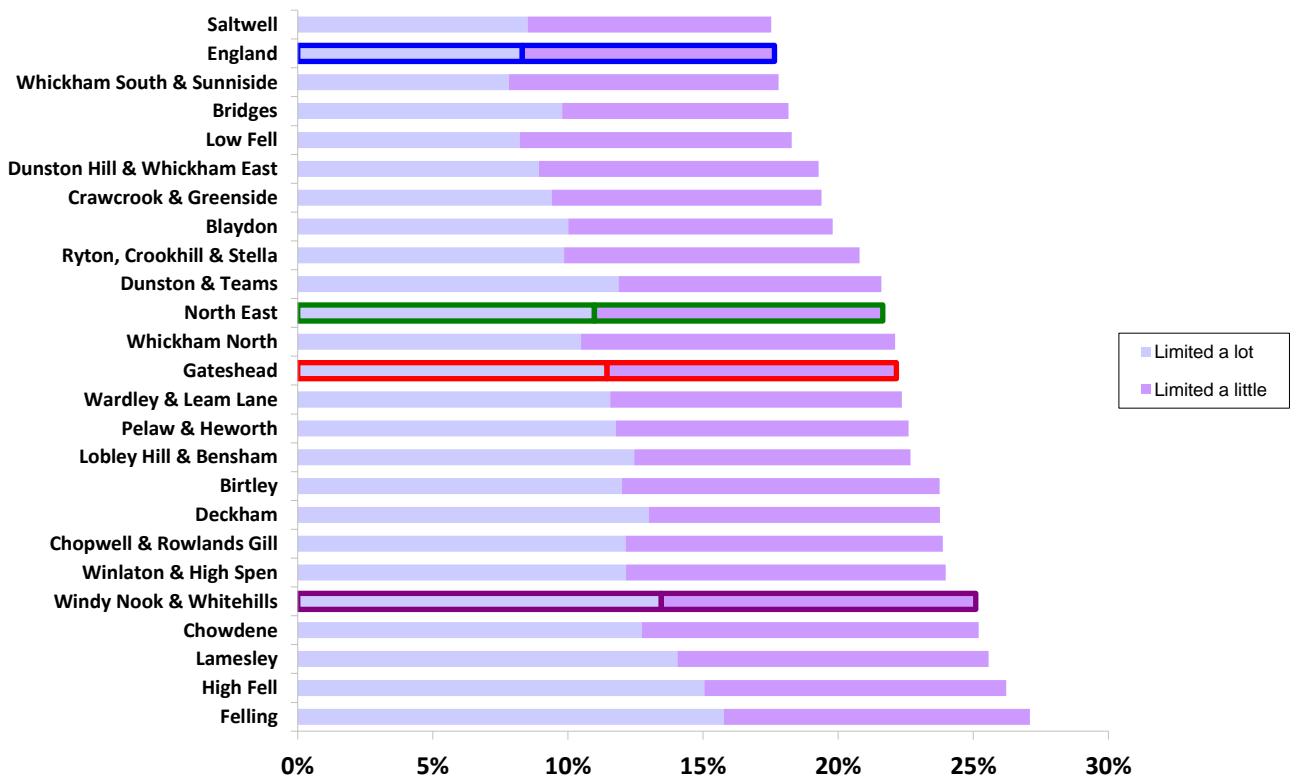
Self Assessment of Health



Change in Health Between 2001 and 2011



People whose day to day activities are limited



Data Tables

	Windy Nook & Whitehills		Gateshead	
Population				
Total	9,781	-	200,214	-
Males	4,716	48%	97,974	49%
Females	5,065	52%	102,240	51%
Density	37	-	14	-
Age				
0-4	545	6%	11,869	6%
5-7	299	3%	6,323	3%
8-9	205	2%	3,987	2%
10-14	556	6%	10,880	5%
15	154	2%	2,439	1%
16-17	224	2%	4,778	2%
18-19	234	2%	4,953	2%
20-24	595	6%	12,104	6%
25-29	627	6%	14,059	7%
30-44	1,817	19%	40,466	20%
45-59	2,130	22%	40,515	20%
60-64	583	6%	12,596	6%
65-74	914	9%	18,608	9%
75-84	722	7%	12,412	6%
85-89	133	1%	2,897	1%
90+	43	0%	1,328	1%
Living Arrangements of people aged 16+				
People aged 16+	7,991	-	162,253	-
Living in a couple:				
Married	3,544	44%	71,136	44%
Cohabiting	993	12%	21,540	13%
Not living in a couple:				
Single	1,966	25%	41,422	26%
Married	72	1%	1,581	1%
Separated/Divorced/Widowed	1,416	18%	26,574	16%
Ethnicity				
White British	9,495	97%	188,355	94%
White excluding White British	92	0.9%	4,387	2.2%
Mixed	59	0.6%	1,558	0.8%
Asian	92	0.9%	3,738	1.9%
Black	24	0.2%	1,081	0.5%
Other	19	0.2%	1,095	0.5%

Data Tables

	Windy Nook & Whitehills		Gateshead	
Religion				
Christian	7,116	73%	134,075	67%
Buddhist	4	0%	423	0.2%
Hindu	16	0.2%	497	0.2%
Jewish	0	0%	3,004	1.5%
Muslim	40	0.4%	2,096	1%
Sikh	4	0%	356	0.2%
Other religion/Religion not stated	577	6%	12,005	6%
No religion	2,024	21%	47,758	24%
Health and Care				
All people whose daily activities are limited	2,454	25%	44,352	22%
Aged 16-64 whose daily activities are limited	1,177	12%	21,500	11%
Good or very good health	7,137	73%	153,127	76%
Fair health	1,706	17%	31,158	16%
Poor or very poor health	938	10%	15,929	8%
All people providing unpaid care	1,133	12%	22,220	11%
Economic Activity				
All people aged 16-74	7,124	-	148,079	-
Economically active:				
Part time employee	1,117	16%	21,023	14%
Full time employee	2,731	38%	58,988	40%
Self employed	338	5%	8,806	6%
Unemployed	388	5%	7,419	5%
Full time student	181	3%	3,948	3%
Economically inactive:				
Retired	1,152	16%	23,531	16%
Student	273	4%	6,832	5%
Looking after home/family	288	4%	5,670	4%
Sick/disabled	513	7%	8,844	6%
Other	143	2%	3,018	2%
Unemployed:				
Aged 16-24	115	1.6%	2,157	1.5%
Aged 50+	55	0.8%	1,254	0.8%
Have never worked	41	0.6%	1,235	0.8%
Long term unemployed	164	2.3%	2,916	2%
Households with Adults not in Employment				
All households	4,375	-	89,154	-
No adults employed and dependent children	270	6%	4,337	5%
No adults employed no dependent children	1,558	36%	29,712	33%

Data Tables

	Windy Nook & Whitehills		Gateshead	
Occupation				
All people aged 16-74 in employment	4,331	-	91,877	-
Managers, directors and senior officials	312	7%	7,720	8%
Professional occupations	419	10%	13,979	15%
Associate professional and technical occupa.	371	9%	10,437	11%
Administrative and secretarial occupations	600	14%	11,925	13%
Skilled trades occupations	601	14%	10,484	11%
Caring, leisure and other service occupations	435	10%	8,667	9%
Sales and customer service occupations	496	11%	10,206	11%
Process, plant and machine operatives	449	10%	7,586	8%
Elementary occupations	648	15%	10,873	12%
Qualifications				
All people aged 16-74	8,022	-	164,716	-
Highest qualification achieved:				
1+ GCSE or equivalent	1,301	16%	23,592	14%
5+ GCSEs or equivalent	1,218	15%	25,601	16%
2+ A Levels or equivalent	880	11%	18,611	11%
Degree or higher	1,107	14%	35,409	21%
Other	289	4%	6,748	4%
No qualifications	2,708	34%	46,192	28%
Travel to Work				
People aged 16-74 in employment	4,331	-	91,877	-
Work mainly from home	68	2%	2,868	3%
Travel to work on public transport	1,105	26%	19,162	21%
Travel to work in a car or motorcycle	2,759	64%	59,023	64%
Travel to work in a taxi or minicab	30	1%	498	1%
Travel to work by bicycle or on foot	354	8%	9,767	11%
Travel to work by other means	15	0%	559	1%
Car or Van Ownership				
All households	4,375	-	89,154	-
Household owns 1 car or van	1,828	42%	37,214	42%
Household owns 2+ cars or vans	770	18%	19,389	22%
Household does not own a car or van	1,777	41%	32,551	37%
Household Type				
All household spaces (properties)	4,493	-	92,602	-
Detached	315	7%	9,759	11%
Semi-detached	2,545	57%	38,617	42%
Terraced	1,112	25%	24,928	27%
Flat	521	12%	19,232	21%
Caravan or other temporary structure	0	0%	66	0%

Data Tables

	Windy Nook & Whitehills		Gateshead	
Tenure				
All households	4,375	-	89,154	-
Owner occupied	2,400	55%	52,278	59%
Rented from:				
Housing association/RSL	336	8%	4,956	6%
Council	1,298	30%	19,985	22%
Private Landlord	258	6%	10,130	11%
Other	47	1%	995	1%
Household Composition				
All households	4,375	-	89,154	-
Single person younger than 65	660	15%	12,138	14%
Single person 65+	730	17%	17,175	19%
Family where all are 65+	386	9%	7,170	8%
Married couple	1,342	31%	27,407	31%
Cohabiting couple	440	10%	9,741	11%
Lone parent	613	14%	10,596	12%
Other composition	204	5%	4,927	6%